


# Kindergarten

## Homework Planner for the week of 11/4 to 11/8 Due Friday 11/8

\*Packets will go home each Friday and will be due back by the following Friday. Please see the back for your child's special schedule and list of sight words introduced so far.

<p>Monday 11/4 – Day 5</p> <ul style="list-style-type: none"><li>◇ Read or be read to for 10 minutes</li><li>◇ <b><u>Practice High Frequency Words</u></b></li></ul>	 <h3>Written Homework</h3> <ul style="list-style-type: none"><li>◇ Handwriting practice: Letters c, o <b>Please use pencil on all homework</b></li><li>◇ Beginning Sounds: Write the lowercase letter a, g, d, s (pictures are apple, scarf, ghost, dog, snake, grapes, donut, alligator)</li><li>◇ Math Worksheets: (2 pages): Adding within 5</li></ul> <p><b>Please put your name on all worksheets to be handed in.</b></p> <p><b><u>Do Not</u> hand this planner in. Please keep it at home for your reference.</b></p>
<p>Tuesday 11/5 – No School</p> <ul style="list-style-type: none"><li>◇ Read or be read to for 10 minutes</li><li>◇ <b><u>Practice High Frequency Words</u></b></li></ul>	
<p>Wednesday 11/6- Day 6</p> <ul style="list-style-type: none"><li>◇ Read or be read to for 10 minutes</li><li>◇ <b><u>Practice High Frequency Words</u></b></li></ul>	
<p>Thursday 11/7 – Day 1</p> <ul style="list-style-type: none"><li>◇ Read or be read to for 10 minutes</li><li>◇ <b><u>Practice High Frequency Words</u></b></li></ul>	
<p>Friday 11/8 – Day 2</p> <ul style="list-style-type: none"><li>◇ Read or be read to for 10 minutes</li><li>◇ <b><u>Practice High Frequency Words</u></b></li></ul>	

**No New Words**

### Reminders:

- There is no school for students on Tuesday, November 5<sup>th</sup>.
- Thursday, November 7<sup>th</sup> is Picture Retake/Makeup Day. Students must bring in original photo package in order to retake picture. Pictures should arrive any day now.
- Students have begun to check out books in library. Don't forget to return your book on or before your library day.

## Specials Schedule

### Kirsch

Day 1 & 4 Gym  
Day 2 & 5 Art  
Day 3 & 6 Music  
Day 5 Library

### Leveque

Day 1 & 4 Art  
Day 2 & 5 Music  
Day 3 & 6 Gym  
Day 2 Library

### Wilson

Day 1 & 4 Music  
  
Day 2 & 5 Gym  
Day 3 & 6 Art  
Day 3 Library

Library books are do back in school on or before your child's library day. Students will not get a new book if the old book has not been returned.

Don't forget your sneakers on Gym day!

## High Frequency Words

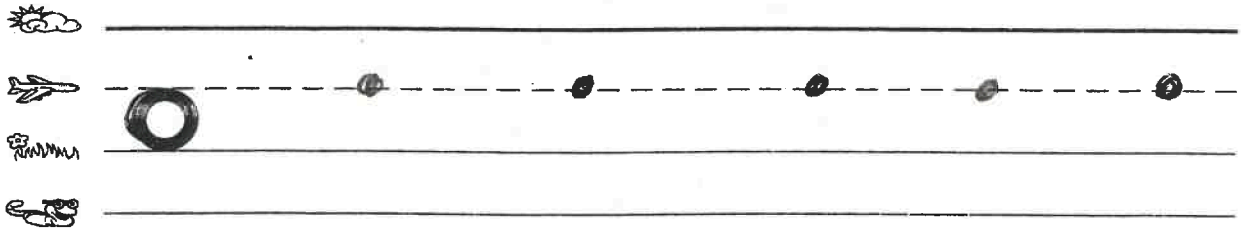
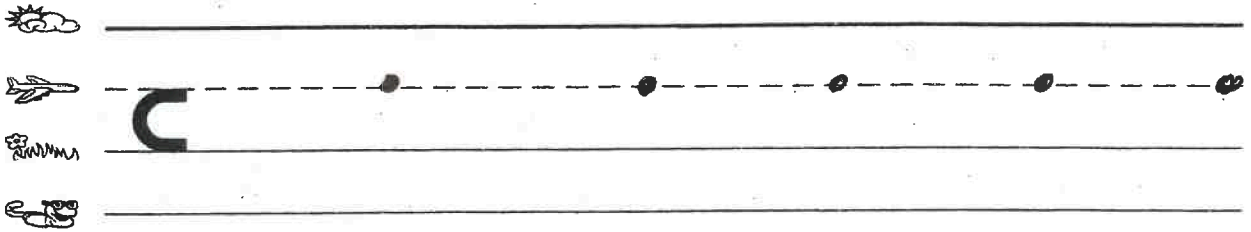
<b>Unit 1</b>
<b>* a</b>
<b>*me</b>
<b>the</b>
<b>* I</b>
<b>like</b>
<b>my</b>

**\*indicates the word has been introduced in class and students should be practicing the word at home**

Name: \_\_\_\_\_

# Homework

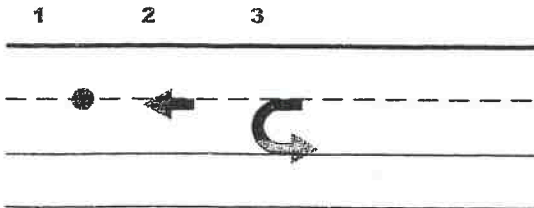
Directions: Trace over the first letter. Write the letter again 5 times.



### Letter Formation for C

c is a plane line round letter.

It starts on the (plane line).

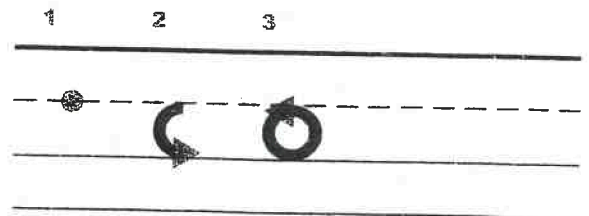


1. Point to the plane line.
2. Start to fly backwards,
3. and go down and around to the grass line.

### Letter Formation for O

o is a plane line round letter.

It starts on the (plane line) just like a c.



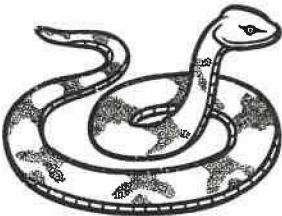




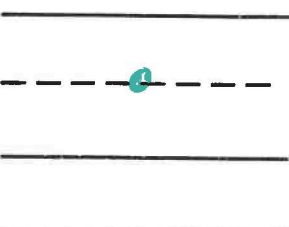

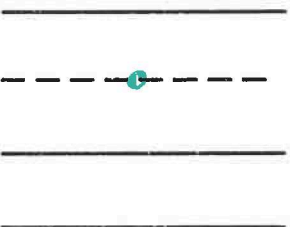



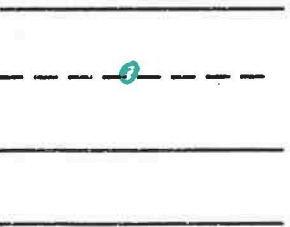

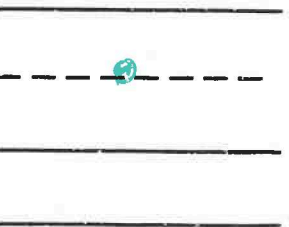


1. Point to the plane line.
2. Trace back, then down to the grass line,
3. and around back up to the plane line.

a, g, d, s

Name: \_\_\_\_\_

Directions: Write the letter of the beginning sound next to each picture. \* Write the lowercase letter

NAME: \_\_\_\_\_

# Adding Within 5

Example

●	●
---	---

1 and 1 is 2

● ●	●
-----	---

2 and 1 is \_\_\_\_\_

● ● ●	●
-------	---

3 and 1 is \_\_\_\_\_

● ● ● ●	●
---------	---

4 and 1 is \_\_\_\_\_

Ask children to look at the dot cards and the numbers added. Then have them write the total.

NAME: \_\_\_\_\_

### Adding Within 5

●		● ● ●
---	--	-------

\_\_\_\_\_

-----

\_\_\_\_\_

1 and 3 is \_\_\_\_\_

	● ● ●
--	-------

\_\_\_\_\_

-----

\_\_\_\_\_

0 and 3 is \_\_\_\_\_

● ● ●	● ●
-------	-----

\_\_\_\_\_

-----

\_\_\_\_\_

3 and 2 is \_\_\_\_\_

● ● ●	
-------	--

\_\_\_\_\_

-----

\_\_\_\_\_

3 and 0 is \_\_\_\_\_

Ask children to look at the dot cards and the numbers added. Then have them write the total.